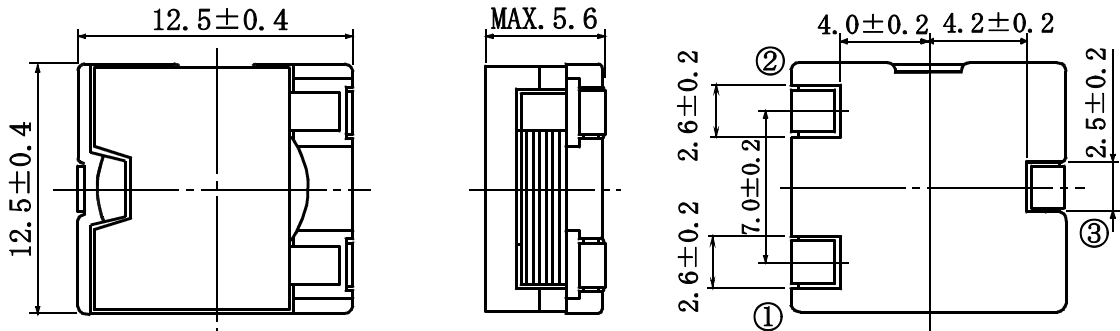
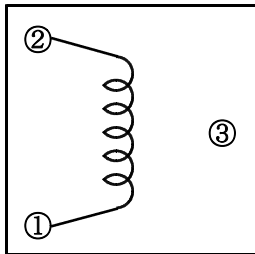


SPECIFICATION		
SUMIDA TYPE	C E P 1 2 5	PART NO. REF. TO P.4/6 AND P.5/6

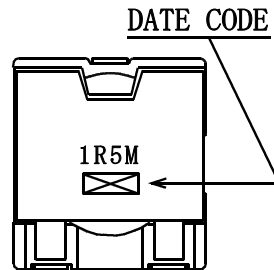
1 . DIMENSION (UNIT mm)



2 .CONNECTION (BOTTOM)



3 .STAMP (EXP.)



4 .NOTE

- * PLEASE DO NOT USE A WASHING AGENT.
- * ENCLOSING CONDITION OF COILS.



- * CARRIER TAPE PACKING SPECIFICATION IN DETAIL S-074-5083.
- * PLEASE PAY ATTENTION TO THE SUITABILITY OF THE PATTERN FOR THE CURRENT IN DESIGN.
- * RECOMMENDED REFLOW CONDITION TO BE ACCORDING TO S-074-5003.
- * PLEASE PAY ATTENTION TO SAFETY DISTANCE BETWEEN COIL PERIPHERY AND OTHER PARTS OR COPPER PATTERN, BECAUSE Mn-Zn SERIES FERRITE CORE IS USED IN THE PRODUCTS.

24th, Apr, 1999			SUMIDA CODE	4712
CHK.	CHK.	DRG.	DRG. NO. 2 / 6 S-074-6076	
CHEN ZHAOHUI	HE GUOGAO	ZHONG ZHIJIAN YC		

GENERAL CHARACTERISTICS

TYPE

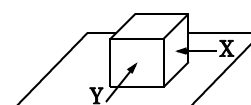
CEP125

1. STORAGE TEMPERATURE : -40 ~ +100
RANGE

2. OPERATING TEMPERATURE : -40 ~ +100 (COIL CONTAIN HEAT)
RANGE

3. EXTERNAL APPEARANCE : ON VISUAL INSPECTION, THE COIL HAS NO EXTERNAL DEFECTS.

4. TERMINAL STRENGTH : AFTER SOLDERING, BETWEEN COPPER PLATE AND
TERMINAL OF COIL, PUSH IN TWO DIRECTIONS
OF X, Y WITHSTANDING 5.0N (0.51kgf) FOR 10.0 ± 1
SECONDS. TERMINAL SHOULD NOT PEEL OFF.
(REFER TO FIGURE AT RIGHT)



5. HEAT ENDURANCE TEST : REFER TO S-074-5002.

6. INDUCTANCE TEMPERATURE: $(0 \sim 2000) \times 10^{-6} / (-40 \sim +100)$
COEFFICIENT

7. HUMIDITY TEST : INDUCTANCE DEVIATION WITHIN $\pm 5.0\%$ AFTER PUTTING THE COIL INTO THE
ENVIRONMENT OF 90 ~ 95% RELATIVE HUMIDITY AND TEMPERATURE OF 40 ± 2
FOR 96 HOURS, THEN DRYING UNDER NORMAL CONDITION FOR 2 HOUR.

8. VIBRATION TEST : INDUCTANCE DEVIATION WITHIN $\pm 3.0\%$ VIBRATION FOR 1 HOUR IN EACH OF
THE THREE ORIENTATIONS VERTICALLY EACH OTHER (X.Y.Z) AT SWEEP VIBRATION
(10 ~ 55 ~ 10Hz) WITH 1.5mm P-P AMPLITUDE.

9. SHOCK TEST : INDUCTANCE DEVIATION WITHIN $\pm 3.0\%$ TESTED IN EACH OF THE THREE
ORIENTATIONS VERTICALLY FOR 1 TIME AT THE SHOCK ACCELERATION OF
 981m/s^2 (100G), USING RUBBER BLOCK SHOCK TESTING MACHINE.

24th, Apr, 1999

CHK.	CHK.	DRG.
CHEN ZHAOHUI	HE GUOGAO	ZHONG ZHIJIAN YC

DRG. NO. 3 / 6

S-074-6076

SPECIFICATION

TYPE

CEP125

ELECTRICAL CHARACTERISTICS-1

NO.	PART NAME	STAMP	INDUCTANCE [WITHIN] 1	D.C.R. (m) [MAX.] ² (at 20)	THE SATURATION CURRENT (A) ³		TEMPERATURE RISE (A) ⁴ T=40	SUMIDA CODE
					(at 20)	(at 100)		
0 1	CEP125-1R5MC	1R5M	1.5 μH ± 20%	2.5(2.1)	14.0	11.8	16.5	4712-0005
0 2	CEP125-2R5MC	2R5M	2.5 μH ± 20%	3.4(2.8)	10.0	8.8	15.5	4712-0006
0 3	CEP125-4R0MC	4R0M	4.0 μH ± 20%	5.4(4.5)	8.3	7.2	12.5	4712-0007
0 4	CEP125-6R0MC	6R0M	6.0 μH ± 20%	8.0(6.6)	6.7	5.8	9.9	4712-0008
0 5	CEP125-8R2MC	8R2M	8.2 μH ± 20%	11.4(9.5)	5.8	5.1	8.2	4712-0009
0 6	CEP125-100MC	100M	10.0 μH ± 20%	13.5(11.2)	5.0	4.6	7.6	4712-0010

1 : MEASURED AT FREQUENCY OF 1 0 0 k H z 1 V

2 : D.C.R.() TYPICAL VALUE.

3 : THE SATURATION CURRENT: THIS INDUCTANCE THE VALUE OF CURRENT WHEN THE INDUCTANCE IS OVER 75% OF THE NOMINAL VALUE.

4 : THE TEMPERATURE RISE: THE VALUE OF D.C. CURRENT WHEN THE TEMPERATURE RISE IS T=40 (Ta=20) .

2 4 t h , A p r , 1 9 9 9

SUMIDA CODE

4 7 1 2

CHK .	CHK .	DRG .	DRG. NO.	4 / 6
CHEN ZHAOHUI	HE GUOGAO	ZHONG ZHIJIAN YC	S-074-6076	

SPECIFICATION

TYPE

CEP125

ELECTRICAL CHARACTERISTICS-2

NO.	PART NAME	STAMP	INDUCTANCE [WITHIN] 1	D.C.R. (m) [MAX.] ² (at 20)	THE SATURATION CURRENT (A) 3		TEMPERATURE RISE (A) 4 T=40	SUMIDA CODE
					(at 20)	(at 100)		
07	CEP125-1R0MC-H	1R0MH	1.0 μH ± 20%	2.5(2.1)	20.0	17.4	16.5	-0011
08	CEP125-1R8MC-H	1R8MH	1.8 μH ± 20%	3.4(2.8)	15.3	12.9	15.5	-0012
09	CEP125-2R8MC-H	2R8MH	2.8 μH ± 20%	5.4(4.5)	12.3	10.2	12.5	-0013
10	CEP125-4R0MC-H	4R0MH	4.0 μH ± 20%	8.0(6.6)	10.3	8.6	9.9	-0014
11	CEP125-5R6MC-H	5R6MH	5.6 μH ± 20%	11.4(9.5)	8.8	7.7	8.2	-0015
12	CEP125-7R2MC-H	7R2MH	7.2 μH ± 20%	13.5(11.2)	7.8	6.6	7.6	-0016

1: MEASURED AT FREQUENCY OF 100 kHz 1V

2: D.C.R.() TYPICAL VALUE.

3: THE SATURATION CURRENT: THIS INDUCTANCE THE VALUE OF CURRENT WHEN THE INDUCTANCE IS OVER 75% OF THE NOMINAL VALUE.

4: THE TEMPERATURE RISE: THE VALUE OF D.C. CURRENT WHEN THE TEMPERATURE RISE IS T=40 (Ta=20).

24th, Apr, 1999

SUMIDA CODE

4712

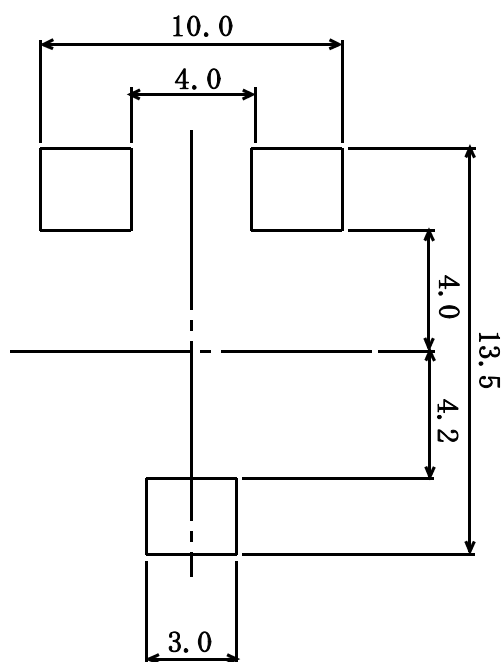
CHK.	CHK.	DRG.	DRG. NO.
CHEN ZHAOHUI	HE GUOGAO	ZHONG ZHIJIAN YC	5/6 S-074-6076

SPECIFICATION

TYPE

CEP 125

RECOMMENDED DIMENTION OF LAND (mm)



* DIMENSION IS APPROX.

24th, Apr, 1999

CHK.	CHK.	DRG.
CHEN ZHAOHUI	HE GUOGAO	ZHONG ZHIJIAN YC

DRG. NO.

6 / 6

S-074-6076