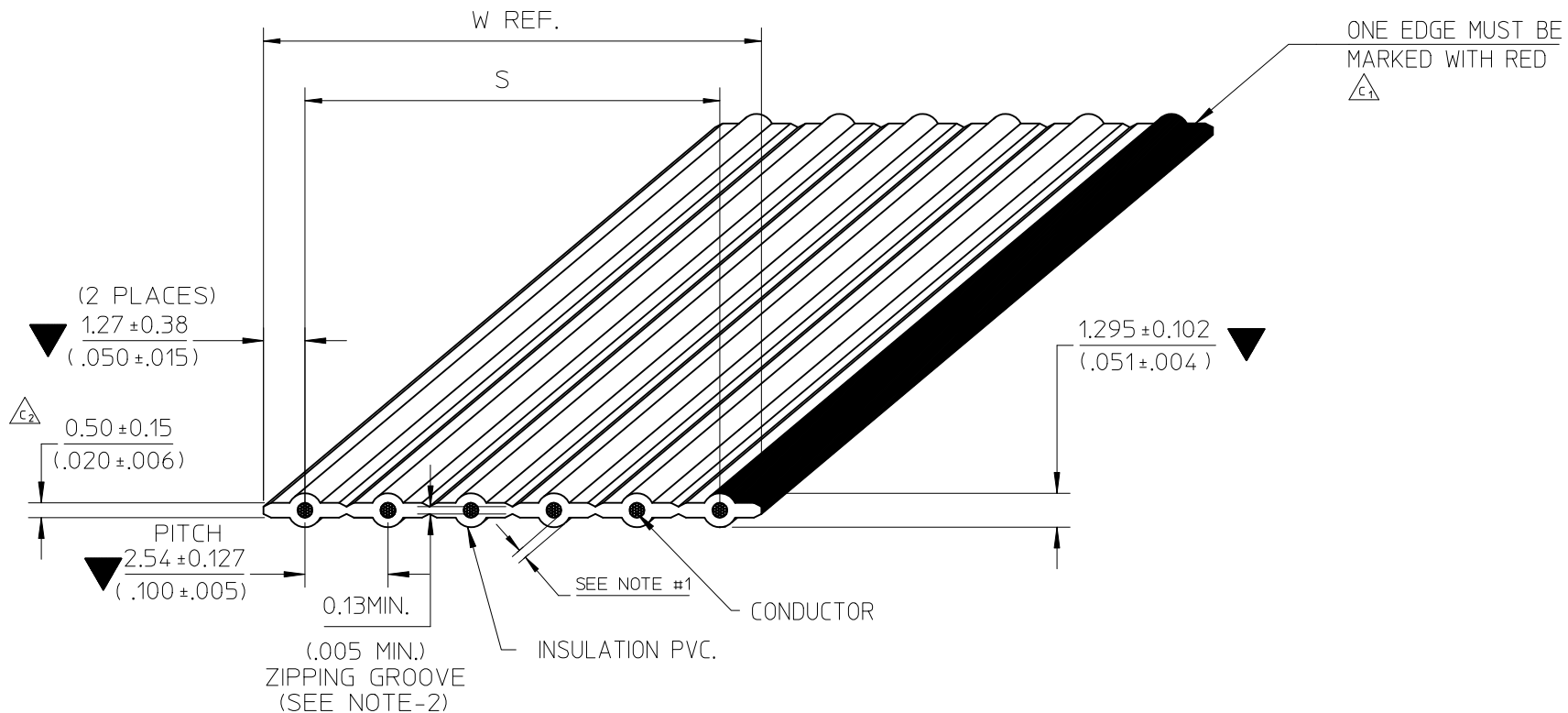


7 6 5 4 3 2 1



- NOTE :
1. THE CABLE SHALL HAVE A MINIMUM OF 0.178mm. (.007") THICKNESS INSULATION AT ANY POINT
 2. RIP TEST:
 - THE 0.13mm. (.005") ZIPPING GROOVE SHALL BE CAPABLE OF BEING RIPPED BY HAND WITHIN THE RECESS, WITHOUT EXPOSING THE ADJACENT CONDUCTORS
 3. RoHS AND LEAD FREE COMPLIANT
 4. SPECIAL REQUIREMENT: N/A

PRODUCT APPLICATION	
<input checked="" type="checkbox"/>	GENERAL USE
<input type="checkbox"/>	AUTOMOTIVE
<input type="checkbox"/>	MEDICAL DEVICE

SEE CHANGE DETAIL EC NO: THL2011-0054 DRWN: CPANSAKHOM 2010/11/12 CHKD: PMEECHAI 2011/01/25 APPR: SVIRAT JAPOL 2011/03/31	QUALITY SYMBOLS ▼ = 3 ▽ = 0	GENERAL TOLERANCES (UNLESS SPECIFIED)		DIMENSION STYLE MM/IN		SCALE NTS	DESIGN UNITS INCH	THIRD ANGLE PROJECTION		
				mm	INCH	DRAWN BY CPANSAKHOM		DATE 2006/07/18		TITLE FCB ROUND CONDUCTOR 2.54MM(.100)CENTER PVC. 22AWG STRANDED TINNED MOLEX INCORPORATED DOCUMENT NO. SD-7560-001 SHEET NO. 1 OF 3
		4 PLACES ± --- ± ---		3 PLACES ± --- ± ---		CHECKED BY PMEECHAI		DATE 2006/07/18		
		2 PLACES ± --- ± ---		1 PLACE ± --- ± ---		APPROVED BY SVIRAT JAPOL		DATE 2006/07/18		
ANGULAR ± ---°		DRAFT WHERE APPLICABLE MUST REMAIN WITHIN DIMENSIONS		MATERIAL NO. SEE CHART						

C	E-10-0371	C ₂ : CHANGE TOLERANCE. C ₁ : REMOVE REELS MFG. IN NOG.	2011/01/25
B	E-07-0748	B ₂ : ADD NON-OPERATING TEMP. B ₁ : CHANGE WEB THICKNESS	2007/09/26
A	N/A	NEW RELEASE	2006/07/18
REV. HISTORY	EC NO.	DETAIL	DATE

6 5 4 3 2 1

7

6

5

4

3

2

1

SPECIFICATIONSPHYSICAL

CONDUCTOR SPACING ----- 2.54(.100") \bar{C} TO \bar{C}
 WIRE GAUGE ----- 22 AWG(7/30) STRANDED TINNED
 INSULATION ----- P.V.C GRAY (LEAD FREE)

AGENCY




U.L. STYLE NO. ----- 2651
 TEMPERATURE RATING ----- -20°C TO 105°C
 VOLTAGE RATING ----- 300V.MAX.
 FLAMMABILITY RATING ----- VW-1

ELECTRICAL

CONDUCTOR RESISTANCE (D.C.) ----- 17 m OHMS/FT. MAX.
 CHARACTERISTIC IMPEDANCE ----- 128 OHMS NOM. (GS)
 104 OHMS NOM. (GSG)
 CAPACITANCE ----- 7.2 pF/FT. NOM. (GS)
 13.4 pF/FT. NOM. (GSG)
 PROPAGATION DELAY ----- 1.4 ns/FT. NOM.
 INSULATION RESISTANCE ----- 10 M OHMS (10FT. SAMPLE)
 DIELECTRIC WITHSTAND VOLTAGE ----- 2000 VRMS/MINUTE

GENERAL

NON-OPERATING TEMPERATURE ----- -20°C TO 105°C
 FAULTS AND/OR SPLICES ----- 1/REEL MAX. 100 \pm ₀³ FT. (30.48 \pm ₀^{0.914} M.)/REEL
 20FT. (6.096M.) MIN. LENGTH

SEE CHANGE DETAIL EC NO: THL2011-0054 DRWN: CPANSAKHOM 2010/11/15 CHKD: PMEECHAI 2011/01/25 APPR: SVIRAT JAPOL 2011/03/31	QUALITY SYMBOLS  =  =	GENERAL TOLERANCES (UNLESS SPECIFIED)		DIMENSION STYLE MM/IN	SCALE NTS	DESIGN UNITS INCH	 THIRD ANGLE PROJECTION	
								TITLE FCB ROUND CONDUCTOR 2.54MM(.100)CENTER PVC. 22AWG STRANDED TINNED
		4 PLACES	\pm ---	\pm ---	DRAWN BY CPANSAKHOM	DATE 2006/07/18		
		3 PLACES	\pm ---	\pm ---	CHECKED BY PMEECHAI	DATE 2006/07/18		
		2 PLACES	\pm ---	\pm ---	APPROVED BY SVIRAT JAPOL	DATE 2006/07/18		
1 PLACE	\pm ---	\pm ---	MATERIAL NO. SEE CHART		DOCUMENT NO. SD-7560-001		SHEET NO. 2 OF 3	
		ANGULAR \pm ---°	DRAFT WHERE APPLICABLE MUST REMAIN WITHIN DIMENSIONS					

6

5

4

3

2

1

7

6

5

4

3

2

1

CHART A DIMENSIONS MM. (INCHES)				SHIPPED ON 100FT. REELS	
ENG. NO.	NO.OF COND.	DIMENSION S	DIM. W (REF)	ENGINEERING NO.	ORDER NO.
7560-02	2	2.54±0.127 (.100±.005)	5.08 (.200)	7560-02-100B	82-22-6102
7560-03	3	5.08±0.20 (.200±.008)	7.62 (.300)	7560-03-100B	82-22-6103
7560-04	4	7.62±0.30 (.300±.012)	10.16 (.400)	7560-04-100B	82-22-6104
7560-05	5	10.16±0.33 (.400±.013)	12.70 (.500)	7560-05-100B	82-22-6105
7560-06	6	12.70±0.33 (.500±.013)	15.24 (.600)	7560-06-100B	82-22-6106
7560-07	7	15.24±0.33 (.600±.013)	17.78 (.700)	7560-07-100B	82-22-6107
7560-08	8	17.78±0.33 (.700±.013)	20.32 (.800)	7560-08-100B	82-22-6108
7560-09	9	20.32±0.33 (.800±.013)	22.86 (.900)	7560-09-100B	82-22-6109
7560-10	10	22.86±0.33 (.900±.013)	25.40 (1.000)	7560-10-100B	82-22-6110
7560-11	11	25.40±0.33 (1.000±.013)	27.94 (1.100)	7560-11-100B	82-22-6111
7560-12	12	27.94±0.33 (1.100±.013)	30.48 (1.200)	7560-12-100B	82-22-6112
7560-13	13	30.48±0.33 (1.200±.013)	33.02 (1.300)	7560-13-100B	82-22-6113
7560-14	14	33.02±0.33 (1.300±.013)	35.56 (1.400)	7560-14-100B	82-22-6114
7560-15	15	35.56±0.33 (1.400±.013)	38.10 (1.500)	7560-15-100B	82-22-6115
7560-16	16	38.10±0.33 (1.500±.013)	40.64 (1.600)	7560-16-100B	82-22-6116
7560-17	17	40.64±0.33 (1.600±.013)	43.18 (1.700)	7560-17-100B	82-22-6117
7560-18	18	43.18±0.33 (1.700±.013)	45.72 (1.800)	7560-18-100B	82-22-6118
7560-19	19	45.72±0.33 (1.800±.013)	48.26 (1.900)	7560-19-100B	82-22-6119
7560-20	20	48.26±0.33 (1.900±.013)	50.80 (2.000)	7560-20-100B	82-22-6120

ENGINEERING NO.

7560-XX-XXXX
A B C D

A : CABLE 2.54mm. (.100") CENTERS 22 AWG STRANDED TINNED

B : CONDUCTOR SIZE (AVAILABILITY 2 THROUGH 20)

C : CABLE LENGTH 100FT. (30.48M.)

D : A = INCHES

B = FEET

SEE CHANGE DETAIL EC NO: THL2011-0054 DRWN:CPANSAKHOM 2010/11/15 CHKD:PMEECHAI 2011/01/25 APPR:SVIRATJAPOL 2011/03/31	QUALITY SYMBOLS ▽ = ▽C =	GENERAL TOLERANCES (UNLESS SPECIFIED)		DIMENSION STYLE MM/IN	SCALE NTS	DESIGN UNITS INCH	THIRD ANGLE PROJECTION	
			mm	INCH	DRAWN BY CPANSAKHOM	DATE 2006/07/18	TITLE FCB ROUND CONDUCTOR 2.54MM(.100)CENTER PVC. 22AWG STRANDED TINNED	
		4 PLACES	± ---	± ---	CHECKED BY PMEECHAI	DATE 2006/07/18	MOLEX INCORPORATED	
		3 PLACES	± ---	± ---	APPROVED BY SVIRATJAPOL	DATE 2006/07/18	MATERIAL NO.	DOCUMENT NO.
		2 PLACES	± ---	± ---	DRAFT WHERE APPLICABLE MUST REMAIN WITHIN DIMENSIONS		SEE CHART	SD-7560-001
1 PLACE	± ---	± ---	ANGULAR ± ---°		THIS DRAWING CONTAINS INFORMATION THAT IS PROPRIETARY TO MOLEX INCORPORATED AND SHOULD NOT BE USED WITHOUT WRITTEN PERMISSION			

6

5

4

3

2

1