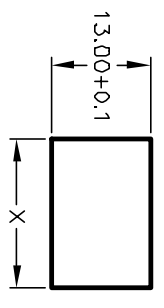
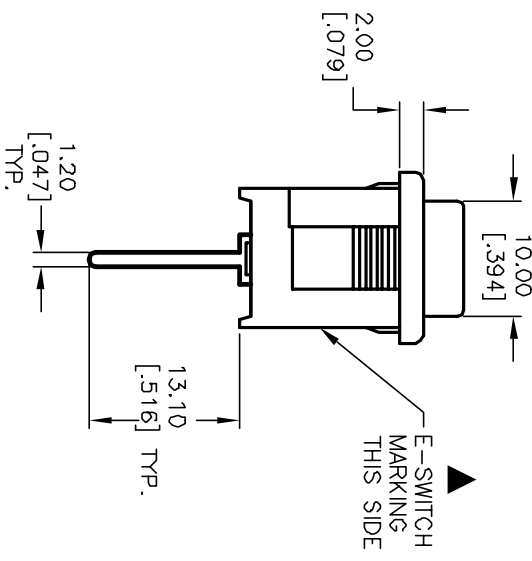
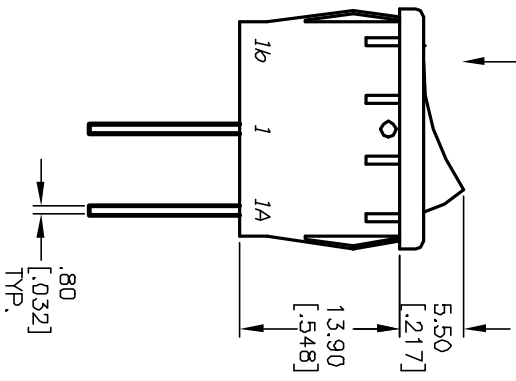


| PANEL THICKNESS | X dimension |
|-----------------------|------------------|
| 0.75-1.25 [0.30-0.49] | 19.2-0.1 [0.756] |
| 1.25-2.0 [0.49-0.79] | 19.4-0.1 [0.764] |
| 2.0-3.0 [0.79-1.18] | 19.8-0.1 [0.780] |

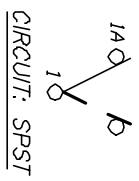


PANEL CUTOUT
NOT TO SCALE

FIGS. 1



| SWITCH FUNCTION | |
|-----------------|--------|
| POS. 1 | POS. 2 |
| ON | OFF |
| 1-1a | OPEN |



NOTES:

1. ALL DIMENSIONS IN MM [INCH]
2. GENERAL TOLERANCE: X.X=±0.4
X.XX=±0.25
3. TERMINAL NUMBERS FOR REF ONLY
4. RATING: 15A @ 125VAC OR
6A @ 250VAC
5. MATERIALS: TERMINALS: Silver Plated Copper Alloy
CONTACTS: Coin Silver, Silver Plated
6. ELECTRICAL LIFE: 10,000 cycles
7. CONTACT RESISTANCE: <20 Mega Ω
8. INSULATION RESISTANCE: >1000 Mega Ω
9. DIELECTRIC STRENGTH: >1500 V 1 minute
>3000 V between poles

E-SWITCH®

R1966A BLK BLK IP

| | | | | |
|--|---------|----------|---------|------|
| REV. | ECN No. | REVISION | DATE | CHKD |
| B | 11664 | REVISED | 9/19/01 | CJB |
| DESCRIPTION | | | | |
| THE INFORMATION CONTAINED IN THIS DOCUMENT IS PROPRIETARY TO E-SWITCH AND IS NOT TO BE COPIED OR TRANSFERRED | | | | |

| | | | | | |
|-------------------|-------|--------|-----|---------|-----|
| TITLE | SCALE | DATE | DR | DWG | REV |
| R1966A BLK BLK IP | 1.5:1 | 7/5/00 | GLG | M300001 | B |