

Electronic housing - ME 45 OT-MSTBO GN - 2909743

Please be informed that the data shown in this PDF Document is generated from our Online Catalog. Please find the complete data in the user's documentation. Our General Terms of Use for Downloads are valid (<http://download.phoenixcontact.com>)



Upper part of housing, double-level, for COMBICON connection, housing width: 45 mm


Illustration shows a fully mounted version of the electronic housing

Product Features

- ✓ Tool-free mounting
- ✓ ME...TBUS connector with 5 parallel contacts can be snapped onto DIN rails to save space
- ✓ Large assembly area
- ✓ Gold contacts for data transmission and power supply (125 V, 8 A)
- ✓ Low design width with a high number of positions
- ✓ When a device is unplugged from the system as a whole, the signal chain is not interrupted# Supply via standard MINI COMBICON plug
- ✓ Same PCB geometry for all design widths
- ✓ Recessed labeling areas
- ✓ Inflammability class V0 according to UL 94
- ✓ Fast mounting on DIN rails according to EN 60715
- ✓ Cost savings thanks to easy device production
- ✓ Material and part identification embossed on the housing (recyclability)
- ✓ Electronic components can be partially removed
- ✓ Functional earth ground contact (EMC) integrated in the housing base
- ✓ Optional BUS connection integrated in the housing, for either parallel or serial contacting
- ✓ Metal foot catch



Key commercial data

Packing unit	1 PCE
Minimum order quantity	10 PCE
GTIN	 4 017918 164232
Custom tariff number	85472000

Electronic housing - ME 45 OT-MSTBO GN - 2909743

Country of origin	GERMANY
-------------------	---------

Technical data

General

Housing type	Upper part
Housing material	PA 6.6
Color	green

Dimensions

Length	99 mm
Constructional height	38.5 mm
Width	45 mm

Technical data

Ambient temperature (operation)	-40 °C ... 105 °C
Inflammability class according to UL 94	V0
Number of positions	32
Number of positions	48

Classifications

ETIM

ETIM 2.0	EC001031
ETIM 3.0	EC001031
ETIM 4.0	EC001031
ETIM 5.0	EC000886

UNSPSC

UNSPSC 11	31261501
UNSPSC 12.01	31261501
UNSPSC 13.2	31261501
UNSPSC 6.01	31261501
UNSPSC 7.0901	31261501

eCl@ss

eCl@ss 4.0	27180401
eCl@ss 4.1	27180401
eCl@ss 5.0	27180506
eCl@ss 5.1	27180506
eCl@ss 6.0	27180802
eCl@ss 7.0	27182702

Electronic housing - ME 45 OT-MSTBO GN - 2909743

Classifications

eCl@ss

eCl@ss 8.0	27182702
------------	----------

Approvals

Approvals


Approvals

UL Recognized

Ex Approvals

Approvals submitted

Approval details



Accessories

Accessories

Assembly

Electronic housing - ME DH36 NS 35 - 2909895

Spacers, for protection of the input or output contacts for DIN rail NS 35, width [B] 36 mm



Electronic housing - ME DH27 NS 35 - 2908760

Spacers, for protection of the input or output contacts for DIN rail NS 35, width [B] 27 mm



Electronic housing - ME 45 OT-MSTBO GN - 2909743

Accessories

Components of electronic housing - ME-SAS - 2853899



Shield connection clamp for printed circuit terminal block

Electronic housing - ME 45 OT-MKDSO GN - 2909390



Housing upper part, for printed circuit terminal block connection

Basic terminal block - MKDSO 2,5/ 4-R - 1707247



PCB terminal block, Nominal current: 24 A, Nom. voltage: 400 V, Pitch: 5 mm, Number of positions: 4, Connection method: Screw connection, Mounting: Soldering, Conductor/PCB connection direction: 0 °, Color: green, Article with lateral pin exit

Printed-circuit board connector - MKDSO 2,5/ 4-L - 1707234



PCB terminal block, Nominal current: 24 A, Nom. voltage: 400 V, Pitch: 5 mm, Number of positions: 4, Connection method: Screw connection, Mounting: Soldering, Conductor/PCB connection direction: 0 °, Color: green, Article with lateral pin exit

Printed-circuit board connector - FKCT 2,5/ 4-ST - 1909236



Plug component, Nominal current: 12 A, Rated voltage (III/2): 320 V, Number of positions: 4, Pitch: 5 mm, Connection method: Spring-cage conn., Color: green, Contact surface: Tin

Electronic housing - ME 45 OT-MSTBO GN - 2909743

Accessories

Printed-circuit board connector - MSTBT 2,5/ 4-ST - 1779851



Plug component, Nominal current: 12 A, Rated voltage (III/2): 320 V, Number of positions: 4, Pitch: 5 mm, Connection method: Screw connection, Color: green, Contact surface: Tin

Housing - MSTBO 2,5/ 4-G1R - 1861073



Header, Nominal current: 12 A, Rated voltage (III/2): 320 V, Number of positions: 4, Pitch: 5 mm, Assembly: Soldering, Article with lateral pin exit

Base strip - MSTBO 2,5/ 4-G1L - 1861060



Header, Nominal current: 12 A, Rated voltage (III/2): 320 V, Number of positions: 4, Pitch: 5 mm, Assembly: Soldering, Article with lateral pin exit

Electronic housing - ME B-22,5 MSTBO GN - 2907156



Filler plugs, for unoccupied terminal points

Electronic housing - ME B-22,5 MKDSO GN - 2907143



Filler plugs, for unoccupied terminal points

Electronic housing - ME 45 OT-MSTBO GN - 2909743

Accessories

Electronic housing - ME B-SA/NS 35 - 2935959

Terminal cover, 1 strip covers up to 12 terminal points, for ME-BUS male side, (female side)



Electronic housing - ME B-KA - 2854173



Terminal cover, 1 strip covers up to 12 terminal points, for ME-BUS terminal opening, (male side)

Plug/Adapter

Printed-circuit board connector - MCVR 1,5/ 5-ST-3,81 AU - 1893203



Plug component, Nominal current: 8 A, Rated voltage (III/2): 160 V, Number of positions: 5, Pitch: 3.81 mm, Connection method: Screw connection, Color: green, Contact surface: Gold

Printed-circuit board connector - MCVR 1,5/10-ST-3,81 AU - 1893216

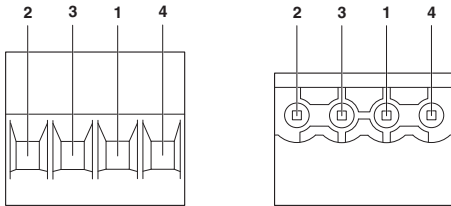


Plug component, Nominal current: 8 A, Rated voltage (III/2): 160 V, Number of positions: 10, Pitch: 3.81 mm, Connection method: Screw connection, Color: green, Contact surface: Gold

Drawings

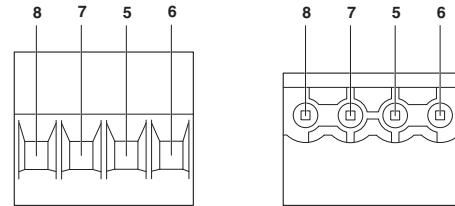
Electronic housing - ME 45 OT-MSTBO GN - 2909743

Schematic diagram



Pin assignment left

Schematic diagram



Pin assignment right

Electronic housing - ME 45 OT-MSTBO GN - 2909743

Dimensioned drawing

