


**VS-M12MSD-RJ45-931/ 2,0**

Order No.: 1657588

<http://eshop.phoenixcontact.de/phoenix/treeViewClick.do?UID=1657588>

Assembled Ethernet cable, CAT5e, shielded, 2-pair, AWG 26 stranded (7-wire), RAL 5021 (water blue), M12 4-pos. D-coded on RJ45 connector, length: 2 m

**Ethernet****Commercial data**

GTIN (EAN)	 4 046356 101615
sales group	D514
Pack	1 pcs.
Customs tariff	85444210
Catalog page information	Page 182 (PC-2007)

**Product notes**

WEEE/RoHS-compliant since:  
02/10/2006



<http://www.download.phoenixcontact.com>  
Please note that the data given here has been taken from the online catalog. For comprehensive information and data, please refer to the user documentation. The General Terms and Conditions of Use apply to Internet downloads.

**Technical data****Mechanical characteristics**

Number of positions	4
Shielded	Yes
Insertion/withdrawal cycles	≥ 100
Cable diameter	6.70 mm

---

Cable structure	2x2xAWG26/7; S-FTP
Smallest bending radius, fixed installation	33.5 mm
Smallest bending radius, movable installation	33.5 mm (cable, flexible installation)
Length of cable	2 m
Ambient temperature (operation)	-20 °C ... 60 °C (cable, fixed installation)
	0 °C ... 50 °C (cable, flexible installation)

#### Material data

Inflammability class acc. to UL 94	V2
Housing material	TPU/PA
Outer sheath, material	PUR
External sheath, color	water blue RAL 5021
Degree of protection	IP67/IP20

#### Electrical characteristics

Rated voltage (III/3)	60 V
Transmission characteristics (category)	CAT5 (IEC 11801:2002), CAT5e (TIA 568B:2001)

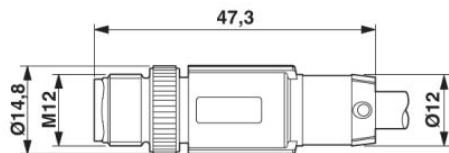
#### Line characteristics

Cable type	Ethernet
Cable structure	2x2xAWG26/7 PIMF
Conductor cross section	0.14 mm <sup>2</sup>
AWG signal line	26
Conductor structure signal line	7x 0.15 mm
Core diameter including insulation	1.05 mm
External cable diameter	6.70 mm
Wire colors	White-green, white-orange
External sheath, color	water blue RAL 5021
Insulation resistance	≥ 5 GΩ*km
Conductor resistance	≤ 150 Ω/km
Transmission characteristics (category)	CAT5 (IEC 11801:2002), CAT5e (TIA 568B:2001)
Working capacitance	42 pF
Wave impedance	100 Ω ±5% (At 100 MHz)
Signal speed	0.72 c
Shield attenuation	60 dB (Up to 1000 MHz)
Coupling resistance	5.00 mΩ/m (At 10 MHz)
Nominal voltage, conductor	max. 125 V

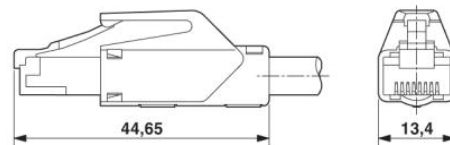
Test voltage, conductor	1000 V
Twisted pairs	2 cores to the pair
Type of pair shielding	Aluminum-lined polyester foil
Overall twist	Two pairs with two fillers to the core
Shielding	Tinned copper braided shield
Outer sheath, material	PUR
Material conductor insulation	Cell PE
Conductor material	Bare Cu litz wires
Cable weight	42 kg/km
Smallest bending radius, movable installation	34 mm (cable, flexible installation)
Tensile strength short-term/long-term	30N bei Installation / 10N nach Installation
Special properties	Free of substances which would hinder coating with paint or varnish
Flame resistance	complying with IEC 60332-2-2
Halogen-free	complying with IEC 60754-1/2
Resistance to oil	in accordance with DIN EN 60811-2-1
Other resistance	Microbe resistance as per VDE 0282 section 10 Hydrolysis resistance as per DIN 53504

## Diagrams/Drawings

### Dimensioned drawing

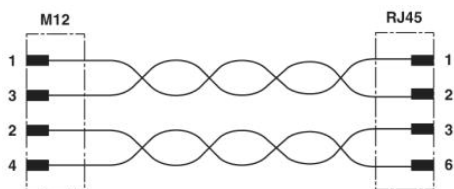


M12 x 1 male connector, straight, shielded



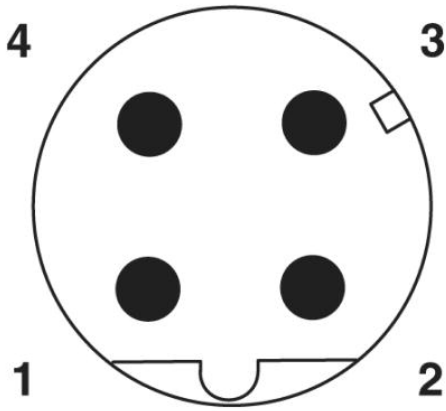
RJ45 plug connector, IP20

### Circuit diagram

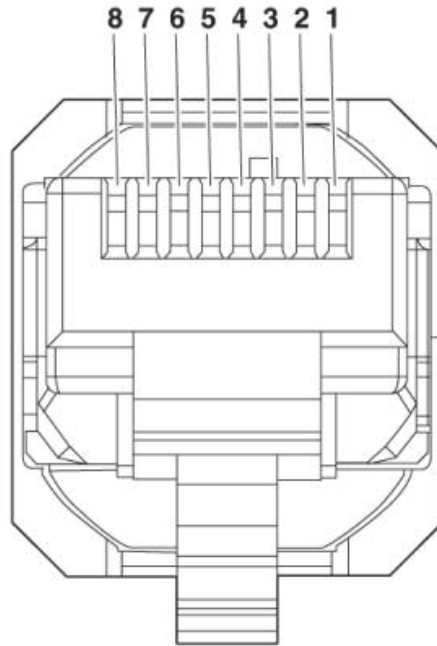


Schematic diagram

---



Pin assignment M12 male connector, 4-pos., D-coded, male side



Connector pin assignment plug RJ45

**Address**

PHOENIX CONTACT Deutschland GmbH  
Flachmarktstr. 8  
32825 Blomberg, Germany  
Phone +49 5235 3 12000  
Fax +49 5235 3 41200  
<http://www.phoenixcontact.de>



© 2011 Phoenix Contact  
Technical modifications reserved;