

APPLICABLE STANDARD				
RATING	OPERATING TEMPERATURE RANGE	-30°C TO + 85°C (NOTE 1)	STORAGE TEMPERATURE RANGE	-10°C TO + 60°C (NOTE 2)
	OPERATING HUMIDITY RANGE $\Delta$	40% TO + 80%	STORAGE HUMIDITY RANGE $\Delta$	40% TO + 70% (NOTE 2)
	VOLTAGE	250V AC	$\Delta$ VOLTAGE	30V AC
	CURRENT	AWG 22 TO 24 : 3A AWG 26 : 2A AWG 28 : 1A	UL • CSA RATING	CURRENT AWG 24 TO 28 : 1A

### SPECIFICATIONS

ITEM	TEST METHOD	REQUIREMENTS	QT	AT
------	-------------	--------------	----	----

#### CONSTRUCTION

GENERAL EXAMINATION	VISUALLY AND BY MEASURING INSTRUMENT.	ACCORDING TO DRAWING.	X	X
MARKING	CONFIRMED VISUALLY.		X	X

#### ELECTRIC CHARACTERISTICS

CONTACT RESISTANCE	100mA (DC OR 1000 Hz).	30m $\Omega$ MAX.	X	-
INSULATION RESISTANCE	500V DC.	1000M $\Omega$ MIN.	X	-
VOLTAGE PROOF	650V AC FOR 1 min.	NO FLASHOVER OR BREAKDOWN.	X	-

#### MECHANICAL CHARACTERISTICS

MECHANICAL OPERATION	30 TIMES INSERTIONS AND EXTRACTIONS.	① CONTACT RESISTANCE: 30m $\Omega$ MAX. ② NO DAMAGE, CRACK OR LOOSENESS OF PARTS.	X	-
VIBRATION	FREQUENCY 10 TO 55 Hz, SINGLE AMPLITUDE 0.75 mm, AT 2 h, FOR 3 DIRECTIONS.	① NO ELECTRICAL DISCONTINUITY OF 1 $\mu$ s. ② NO DAMAGE, CRACK OR LOOSENESS OF PARTS.	X	-
SHOCK	490 m/s <sup>2</sup> DURATION OF PULSE 11 ms AT 3 TIMES FOR 3 DIRECTIONS.	① NO ELECTRICAL DISCONTINUITY OF 1 $\mu$ s. ② NO DAMAGE, CRACK OR LOOSENESS OF PARTS.	X	-

#### ENVIRONMENTAL CHARACTERISTICS





RAPID CHANGE OF TEMPERATURE	TEMPERATURE -55 $\rightarrow$ 5 TO 35 $\rightarrow$ +85 $\rightarrow$ 5 TO 35 °C TIME 30 $\rightarrow$ 5 TO 15 $\rightarrow$ 30 $\rightarrow$ 5 TO 15 min UNDER 5 CYCLES.	① CONTACT RESISTANCE: 30m $\Omega$ MAX. ② INSULATION RESISTANCE: 1000M $\Omega$ MIN. ③ NO DAMAGE, CRACK OR LOOSENESS OF PARTS.	X	-
DAMP HEAT (STEADY STATE)	EXPOSED AT 40 $\pm$ 2 °C, 90 TO 95 %, 96 h.	① CONTACT RESISTANCE: 30m $\Omega$ MAX. ② INSULATION RESISTANCE: 500M $\Omega$ MIN. ③ NO DAMAGE, CRACK OR LOOSENESS OF PARTS.	X	-

	COUNT	DESCRIPTION OF REVISIONS	DESIGNED	CHECKED	DATE
$\Delta$	5	DIS-H-002447	AK. MIURA	HK. UMEHARA	07. 10. 03

	APPROVED	KJ. KATAYOSE	05. 01. 05
	CHECKED	KI. AKIYAMA	05. 01. 05
	DESIGNED	TH. ARAI	05. 01. 05
	DRAWN	TH. ARAI	05. 01. 05

Note	QT:Qualification Test AT:Assurance Test X:Applicable Test	DRAWING NO.	ELC4-305938-11
------	---	-------------	----------------

<b>HRS</b>	SPECIFICATION SHEET	PART NO.	DF3DZ-*P-2V (21)
	HIROSE ELECTRIC CO., LTD.	CODE NO.	CL543 $\Delta$ 1/2

SPECIFICATIONS					
ITEM	TEST METHOD	REQUIREMENTS	QT	AT	
RESISTANCE TO SOLDERING HEAT 	1) AUTOMATIC SOLDERING (REFLOW) (NOTE3) 《REFLOW AREA》 MAX 250°C 10sec MAX. MIN 230°C 60sec MAX. 《PREHEATING AREA》 150 TO 180 90 TO 120 s. PUT THROUGH IN REFLOW FURNACE TWICE. LEAVE IN AMBIENT TEMPERATURE AND HUMIDITY FOR 1 HOUR. CONNECTOR TEMPERATURE TO BE AMBIENT FOR SECOND REFLOW. 2) MANUAL SOLDERING SOLDERING IRON TEMPERATURE :290±10°C, SOLDERING TIME :3s. NO STRENGTH ON CONTACT.	NO DEFORMATION OF CASE OF EXCESSIVE LOOSENESS OF THE TERMINALS.	X	—	
SOLDERABILITY	SOLDERING TEMPERATURE :230 °C SOLDERING TIME :3s.	A NEW UNIFORM COATING OF SOLDER SHALL COVER MINIMUM OF 95 % OF THE SURFACE BEING IMMersed.	X	—	
REMARKS NOTE 1:INCLUDING THE TEMPERATURE RISE BY CURRENT. NOTE 2:APPLY TO THE CONDITION OF LONG TERM STORAGE FOR UNUSED PRODUCTS BEFORE PCB ON BOARD , AFTER PCB BOARD , OPERATING TEMPERATURE AND HUMIDITY RANGE IS APPLIED FOR INTERM STORAGE DURING TRANSPORTATION. NOTE3:THE TEMPERATURE PROFILE SHALL BE APPLIED WITHIN 168 HOURS AFTER OPENING MOISTURE-PROOF  PACKAGING.WHEN 168 HOURS PASSED AFTER OPENING,APPLY THE BOTTOM REQUIREMENTS. 《REFLOW AREA》 MAX 240°C 10sec MAX. MIN 230°C 60sec MAX. 《PREHEATING AREA》 150 TO 180°C 90 TO 120s					
Unless otherwise specified , refer to JIS C 5402.					
Note QT:Qualification Test AT:Assurance Test X:Applicable Test		DRAWING NO.	ELC4-305938-11		
	SPECIFICATION SHEET		PART NO.	DF3DZ-*P-2V (21)	
	HIROSE ELECTRIC CO., LTD.		CODE NO	CL543	 2/2