

TYPICAL INDICATOR ORDERING EXAMPLE

UB2

01

K

W03

6CF

4J

01

Mounting Types

PCB Mounting

01 Square

Snap-in Mounting

04 Square

Housing

K Black

Terminals

W03 Silver PC/Turret

LEDs

Bright LED

5C Red

5D Amber

5F Green

Cap Types & Colors

Sculptured Cap Lens/Diffuser Colors

1JB Clear/White

1JC Clear/Red

1JD Clear/Amber

1JF Clear/Green

Beveled Cap & Colors

2B White

2C Red

2D Amber

2F Green

Flat Cap Lens/Diffuser Colors

3JB Clear/White

3JC Clear/Red

3JD Clear/Amber

3JF Clear/Green

Super Bright LED

6B White

6F Green

6G Blue

Sculptured Cap Lens/Diffuser Color

1JB Clear/White

Beveled Cap & Color

2B White

Flat Cap Lens/Diffuser Color

3JB Clear/White

Super Bright Bicolor LED

6CF Red/Green

Sculptured Cap Lens/Diffuser Color

1JB Clear/White

Beveled Cap & Color

2B White

Flat Cap Lens/Diffuser Color

3JB Clear/White

Sculptured Cap with Alternating Legend

4J Clear Lens

Flat Cap with Alternating Legend

5J Clear Lens

Alternating Legends

01 ON/OFF

02 START/STOP

04 OPEN/CLOSE

DESCRIPTION FOR TYPICAL ORDERING EXAMPLE

UB201KW036CF-4J01

Sculptured Cap with ON-OFF Dual Legend Filter

Red/Green Super Bright Bicolor LED

Square with PCB Mounting



Black Housing

Silver PC/Turret Terminals

Toggle

Rockers

Pushbuttons

Illuminated PB

Programmable

Keylocks

Rotaries

Slides

Tactiles

Tilt

Touch

Indicators

Accessories

Supplement

M

MOUNTING TYPES, SHAPES, & TERMINALS

PCB Mounting

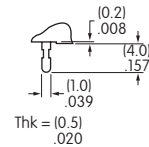
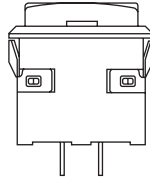
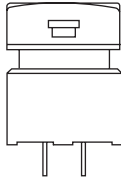
Snap-in Mounting

Terminals

01 Square

04 Square with Built-in Bezel


W03 Silver PC/Turret

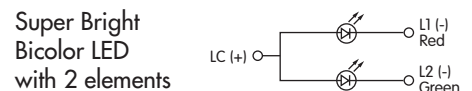


Panel Thickness:
.039 ~ .126" (1.0 ~ 3.2mm)

LED COLORS & SPECIFICATIONS

The electrical specifications shown are determined at a basic temperature of 25°C. Polarity marks are on the bottom of the device. If the source voltage exceeds the rated voltage, a ballast resistor is required. The resistor value can be calculated by using the formula in the Supplement section. The LED is an integral part of the indicator and not available separately.

Note for Super Bright:		Bright			Super Bright			Super Bright	Unit
		5C	5D	5F	6B	6F	6G	6CF	
		Red	Amber	Green	White	Green	Blue	Red/Green	
Forward Peak Current	I_{FM}	30	30	25	20	30	25	30/25 Amber 25/22	mA
Typical Forward Current	I_F	20	20	20	15	20	20	20/20	mA
Forward Voltage	V_F	1.85	2.0	2.1	3.3	3.5	3.6	2.1/3.5	V
Reverse Peak Voltage	V_{RM}	5	5	5	5	5	5	4/4	V
Current Reduction Rate Above 25°C	ΔI_F	0.40	0.42	0.46	0.25	0.50	0.40	0.40/0.33	mA/°C
Ambient Temperature Range		-25° ~ +50			-20° ~ +50			-25° ~ +50	°C



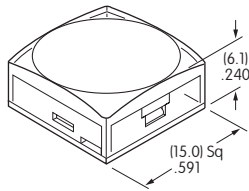
Amber color can be achieved by lighting red and green simultaneously on the bicolor LED (not suitable for Alternating Legends).

CAP TYPES & COLOR COMBINATIONS

1 AT3074
Sculptured

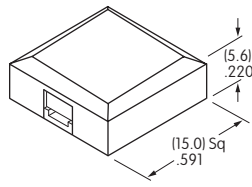
Lens/Diffuser
Colors
Available:

- JB** Clear/White
- JC** Clear/Red
- JD** Clear/Amber
- JF** Clear/Green



Material: Polycarbonate
Finish: Glossy

2 AT3075
Beveled

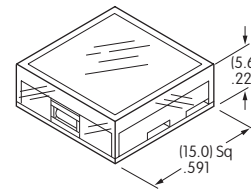


Material: Polycarbonate
Finish: Glossy

Cap
Colors
Available:

- B** White
- C** Red
- D** Amber
- F** Green

3 AT3076
Flat



Material: Polycarbonate
Finish: Glossy

Lens/Diffuser
Colors
Available:

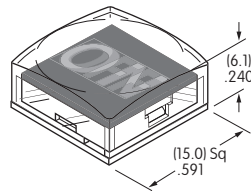
- JB** Clear/White
- JC** Clear/Red
- JD** Clear/Amber
- JF** Clear/Green

Alternating Legend Caps for Super Bright Bicolor LED

4J AT3069J Sculptured Cap
with Alternating Legend

Clear Lens
Alternating Legend Filter

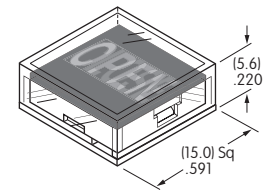
Material: Polycarbonate
Finish: Glossy



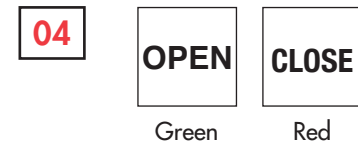
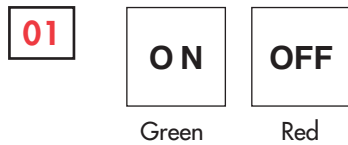
5J AT3070J Flat Cap
with Alternating Legend

Clear Lens
Alternating Legend Filter

Material: Polycarbonate
Finish: Glossy



Standard Alternating Legend Pairs



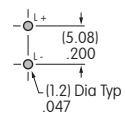
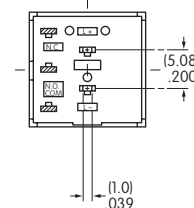
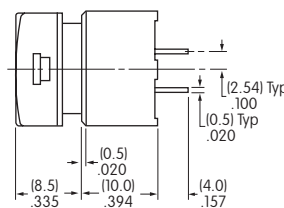
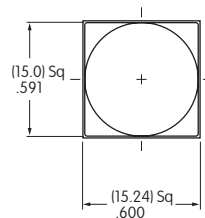
Cap illumination is alternating green/red; legend text is black.
Contact factory for other Alternating Legends.

Legend illustrations are approximate representations of the actual characters on the filters.

Note: Cap Removal Tool available for PCB Mount. See AT093ABC in Accessories & Hardware section for dimensions and other details.

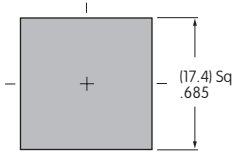
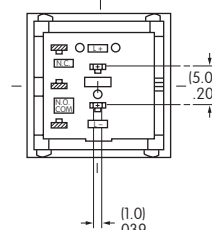
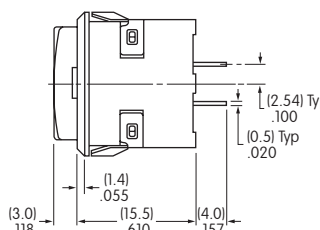
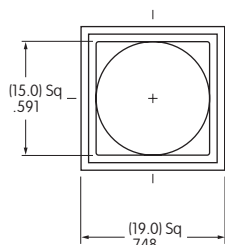
TYPICAL INDICATOR DIMENSIONS

PCB Mount



UB201KW035C-1JC

Snap-in Mount



Panel Thickness:
.039 ~ .126" (1.0 ~ 3.2mm)

UB204KW035C-1JC

Toggles
Rockers
Pushbuttons
Illuminated PB
Programmable
Keylocks
Rotaries
Slides
Tactiles
Tilt
Touch
Indicators
Accessories
Supplement