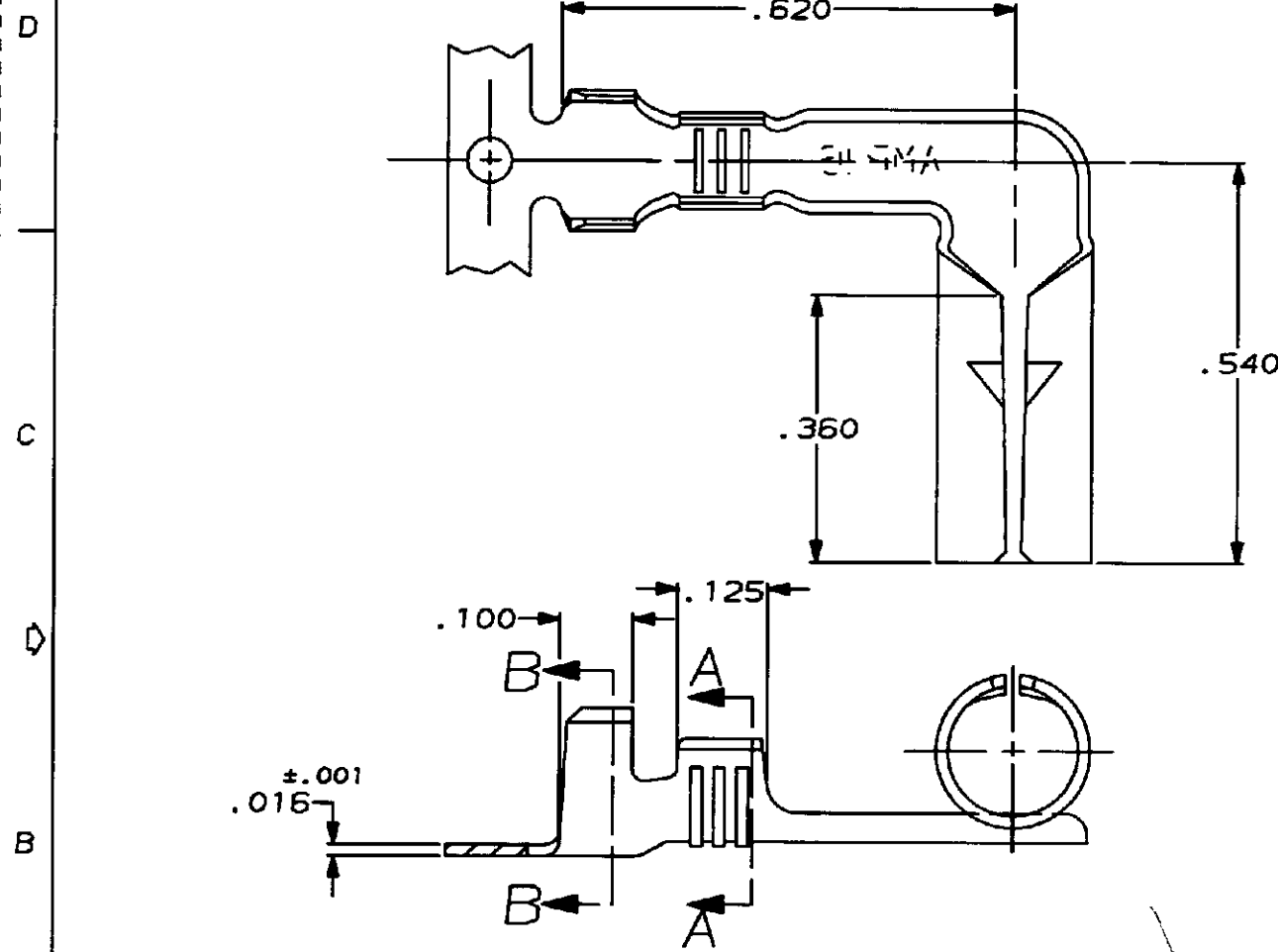
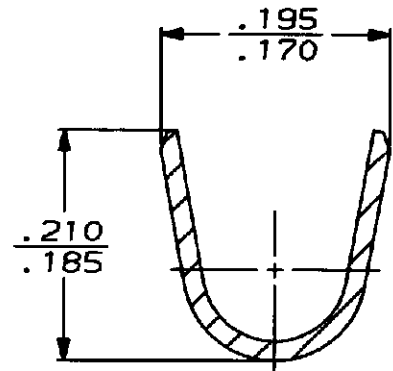
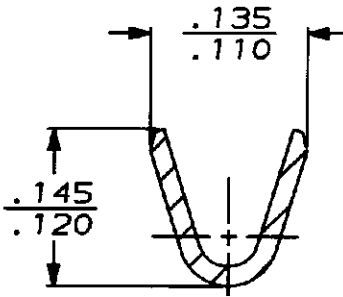


4 3 2 1
 DRAWING MADE IN THIRD ANGLE PROJECTION
 THIS DRAWING IS UNPUBLISHED. RELEASED FOR PUBLICATION .19 .
 © COPYRIGHT 19 BY AMP INCORPORATED. ALL INTERNATIONAL RIGHTS RESERVED.

LOC	DIST	P	F	ZONE	LTR	DESCRIPTION	DATE	APPD
AF	50				G	ADDED -3 PER AF-7991	5/18/92	PF/GY



1 CONTINUOUS STRIP ON REELS
 2 REVERSED REELED



SECTION A-A
SCALE 8:1

SECTION B-B
SCALE 8:1

△	.100-.140 DIA	20-16 AWG	42700-3
	.100-.140 DIA	20-16 AWG	42700-1

TYPE	WIDTH	STRIP LENGTH	TYPE	WIDTH	±.002 HEIGHT	WIRE
F	.155	.190	F	.090	.065	16
					.057	18
					.053	20
INSUL BARREL CRIMP		±.015	WIRE BARREL CRIMP			

DO NOT SCALE PRINT. UNLESS SPECIFIED DIMENSIONS IN INCHES
 TOLERANCES ON:
 2 PLC DEC ± .015
 3 PLC DEC ± .015
 ANGLES ± .015
 MATERIAL #4 HARD BRASS
 FINISH

AMP AMP Incorporated
 Harrisburg, PA 17105-3608

NAME
**PIN RECEPTACLE,
 .180 DIA**

DR 5/2/90 P FORTNEY	SIZE B	CAGE CODE 00779	DRAWING NO 42700
CHK 5/2/90 JR BLITH	SCALE 5:1		SHEET 1 OF 1
APPD 5/2/90 B YETTER			
APPD 5/2/90 R KUZO			
PRODUCT SPEC			
APPLICATION SPEC			
WEIGHT			