DRAWING MADE IN AMERICAN PROJECTION

© 19 BY AMP INCORPORATED. ALL RIGHTS RESERVED. AMP PRODUCTS COVERED BY PATENTS AND/OR PATENTS PENDING.

REVISIONS				
ZONE	LTR	DESCRIPTION	DATE	APPROVED
	O	RELEASED		
	A	ECO-08-024894 PY	7-10	BW

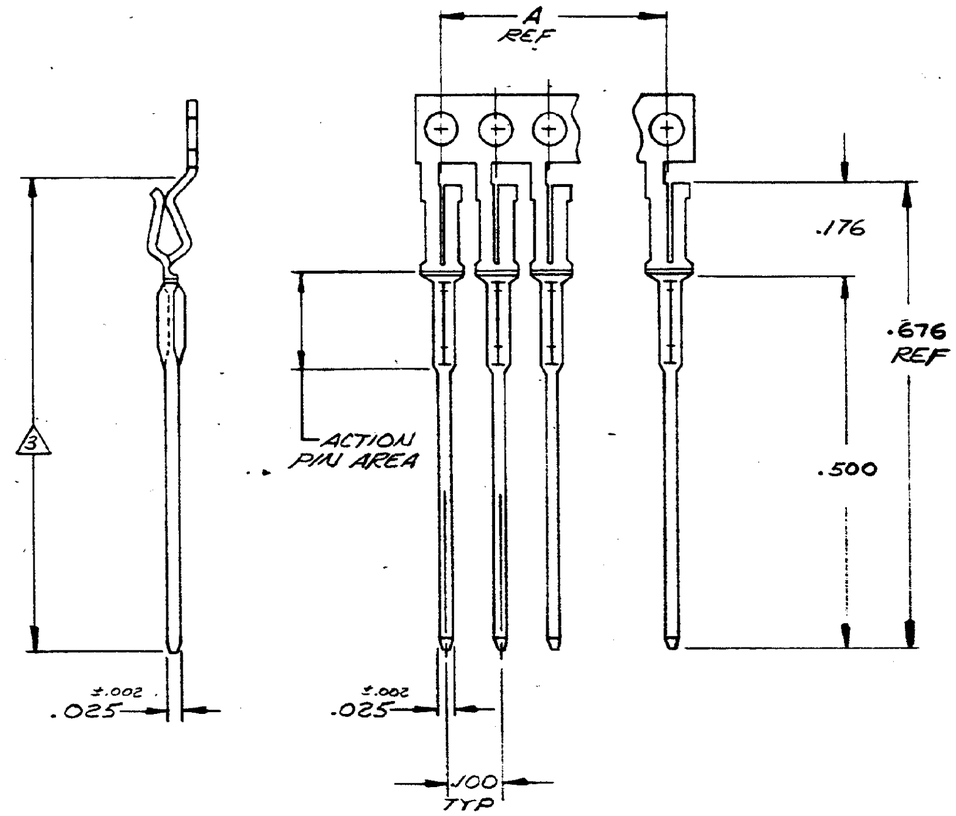

1. REFER TO DRAWING 117178 FOR TYPICAL CONNECTOR SYSTEM APPLICATION & CARRIER STRIP REMOVAL.
2. PLATING IS NOT REQUIRED ON CARRIER STRIP.

3 GOLD PL (MIL-G-45204) .000050 MIN THK OVER NICKEL PL (QQ-N-290) .000100 MIN THK.

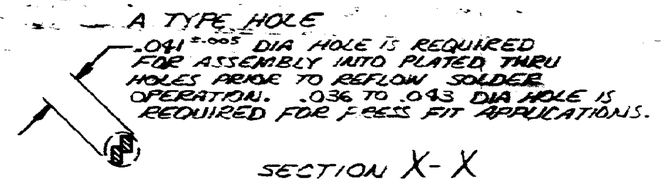

SECTION X-X

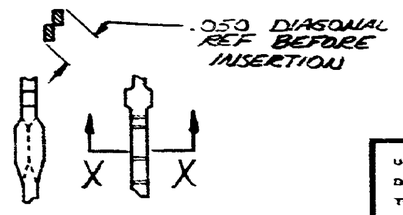

ACTION PIN AREA

REFER TO AMP SPEC 106-14018 OR 106-14019 AS APPLICABLE FOR SPECIFIC HOLE SIZE RECOMMENDATIONS.

A	POS	PART NO
3.900	40	533305-9
3.400	35	-8
3.100	32	-7
2.900	30	-6
2.700	28	-5
.900	10	-4
.800	9	-3
.200	3	-2
.100	2	533305-1

UNLESS OTHERWISE SPECIFIED, DIMENSIONS ARE IN INCHES
TOLERANCES ON:
DECIMALS ±.008 ANGLES ±5°

MATERIAL
BERYLLIUM COPPER (QQ-C-533)

REEL NO. 119272-4
DR 9-4-86
CHK 9-4-86
APPD 9-4-86
REL 9-4-86
DSGN APPD
OTHER APPD

AMP INCORPORATED
HARRISBURG, PENNSYLVANIA

NAME
ECONOMATE II, COMB CONTACT, RECEPTACLE, .025 X .025 ℄

SIZE	CODE IDENT NO.	NUMBER	REV
C	00779	533305	A

SCALE
SHEET 1 of 1

CUSTOMER DRAWING

AMP 1471-1 REV (5/68)